

Inglés nivel básico (I)



Área: INGLÉS
Modalidad: Teleformación
Duración: 40 h
Precio: Consultar

[Curso Bonificable](#)
[Contactar](#)
[Recomendar](#)
[Matricularme](#)


OBJETIVOS

Ofrece una rápida iniciación en el idioma, a lo largo de 9 unidades que comienzan con conceptos gramaticales básicos introducidos junto con vocabularios específicos de un tema diferente en cada unidad y se refuerza con ejercicios. Al final de este nivel, el alumno habrá adquirido los conocimientos suficientes para manejarse en situaciones básicas de la vida diaria de forma correcta.

CONTENIDOS

1 Objetivos didácticos_Unit 1

- 1.1 Listado de fórmulas de saludo y de presentación
- 1.2 Formar sustantivos para hablar de profesiones
- 1.3 Hablar de profesiones
- 1.4 Formar adjetivos de nacionalidad
- 1.5 Adjetivos de nacionalidad
- 1.6 Verbo - to be - (ser - estar)
- 1.7 Make true sentences
- 1.8 Tick the correct sentences
- 1.9 El artículo indeterminado (a - an)
- 1.10 Put - a or an
- 1.11 Watch the video and read the script
- 1.12 Grammar Help Box
- 1.13 Listening - John is at the airport
- 1.14 Los adjetivos posesivos
- 1.15 There is - There are
- 1.16 Watch Script Clip 1 and write about Lidia and John
- 1.17 Numbers
- 1.18 Write the following numbers
- 1.19 Choose the right option
- 1.20 Verb - to be - Complete the conversation
- 1.21 Write sentences using the following words
- 1.22 Write about the people
- 1.23 Questions with questions words
- 1.24 The following sentences are wrong
- 1.25 Write the long forms
- 1.26 Put - my and your - into the gaps
- 1.27 Put - his or her - into the gaps
- 1.28 Countries and nationalities
- 1.29 Write - A or An - and the noun
- 1.30 Complete the sentences
- 1.31 Questions about yourself




1.32 Cuestionario: Objetivos didácticos_Unit 1

2 Objetivos didácticos_Unit 2

- 2.1 Abreviaturas relacionadas con direcciones
- 2.2 Abreviaturas relacionadas con direcciones
- 2.3 El plural de los sustantivos
- 2.4 Ejercicio - El plural de los sustantivos
- 2.5 Listening - Plural nouns
- 2.6 Verbo - have got - tener
- 2.7 Grammar practice - Verb - to have got
- 2.8 Los adjetivos calificativos
- 2.9 Ejercicio - Los adjetivos calificativos
- 2.10 El genitivo sajón
- 2.11 Ejercicio. El genitivo sajón
- 2.12 Listening
- 2.13 Grammar practice. Write sentences
- 2.14 Vocabulario
- 2.15 Asking for Personal Information
- 2.16 Reading practice
- 2.17 Writing practice
- 2.18 Listening and speaking
- 2.19 Listening - Phone numbers
- 2.20 Match the words and numbers
- 2.21 Grammar practice. Correct sentences
- 2.22 Answer the questions
- 2.23 Self Evaluation Exercises. Language in use
- 2.24 Grammar practice. Complete the sentences
- 2.25 Making questions. Listening
- 2.26 Grammar practice. Write suitable questions
- 2.27 Short answers
- 2.28 Short forms
- 2.29 Long forms
- 2.30 Possessive. A family tree
- 2.31 Possessive - s or is
- 2.32 Writing. At the coffee shop
- 2.33 Write a short composition about your family
- 2.34 Cuestionario: Objetivos didácticos_Unit 2

3 Objetivos didácticos_Unit 3


- 3.1 Maneras de pedir la hora
- 3.2 Maneras de dar la hora
- 3.3 Otras expresiones relacionadas con la hora
- 3.4 What time is it. Look the examples
- 3.5 El Present Simple
- 3.6 Normas de ortografía
- 3.7 Choose the right option
- 3.8 Grammar revision. Some sentences are wrong
- 3.9 Vocabulario
- 3.10 Jobs
- 3.11 Vocabulary practice. Finish the definitions of jobs with the appropriate word
- 3.12 Different things for different people
- 3.13 Reading and listening
- 3.14 Grammar Questions
- 3.15 Grammar practice. Complete the sentences
- 3.16 Grammar practice. Write sentences
- 3.17 Writing practice
- 3.18 Questions and Negatives
- 3.19 Read, listen and complete the questions and answers



- 3.20 Grammar practice. Write questions
- 3.21 Los pronombres personales
- 3.22 Grammar Help Box. Pronouns
- 3.23 Complete the sentences with a pronoun or possessive adjective
- 3.24 Self Evaluation Exercises. Present simple
- 3.25 Complete the sentences with a verb
- 3.26 Question words. Write the questions for the answers
- 3.27 Does or is. Complete the dialogues
- 3.28 Write short answers
- 3.29 Present Simple Negatives
- 3.30 Correct the sentences
- 3.31 Daily Routines
- 3.32 Read the text and substitute
- 3.33 Write a short composition
- 3.34 Read and complete the sentences
- 3.35 Cuestionario: Objetivos didácticos_Unit 3

4 Objetivos didácticos_Unit 4

- 4.1 Pardon, Sorry and Excuse me
- 4.2 Uso del Present Simple
- 4.3 Verbos like - love - hate
- 4.4 Las expresiones de tiempo
- 4.5 Verbos y expresiones para hablar de lo que le gusta
- 4.6 Watch the video and read the script
- 4.7 True or False
- 4.8 Correct the previous false sentences
- 4.9 Listening. Complete the following conversations
- 4.10 Day life. Reading and listening
- 4.11 Fill in the gaps with the correct form of the appropriate verb
- 4.12 Listening. Listen and practice
- 4.13 Writing. Now you ask Charles some questions
- 4.14 Grammar Help Box. Present Simple summary
- 4.15 Language in use. Sports and leisure activities
- 4.16 Uso del verbo - play - para hablar de deportes
- 4.17 Correct these sentences by making them negative or affirmative
- 4.18 Vocabulary practice. Leisure Activities and Sports
- 4.19 Write (Play or Go) before the following sports or activities
- 4.20 El artículo indefinido (a - an)
- 4.21 El artículo definido the
- 4.22 Listening. Yanópoulos family
- 4.23 Listening and speaking practice
- 4.24 Complete the sentences
- 4.25 Write a question for each of the following answers
- 4.26 Write questions and answers
- 4.27 Write sentences about what they like
- 4.28 Write sentences
- 4.29 Complete this conversation and then listen and check
- 4.30 Listening. Answer the questions below in the short form
- 4.31 Complete with a suitable form of the verb (be or do)
- 4.32 Rewrite sentences using the correct article
- 4.33 Vocabulary. Find the words that match the definitions below
- 4.34 Find a suitable verb for each of the definitions
- 4.35 There is one mistake in each sentence
- 4.36 Answer these questions about yourself
- 4.37 Make sentences as in the example
- 4.38 Write a few more similar sentences about yourself
- 4.39 Study Box. Adverbs of Frequency
- 4.40 Study the above and answer these questions about yourself




4.41 Cuestionario: Objetivos didácticos_Unit 4

5 Objetivos didácticos_Unit 5

- 5.1 Palabras homófonas
- 5.2 Establecimientos públicos y las tiendas
- 5.3 Grammar Help Box
- 5.4 Some - Any
- 5.5 Traducir frases Some - Any
- 5.6 Grammar practice
- 5.7 Preposiciones de lugar
- 5.8 Look up these words in a dictionary
- 5.9 Complete the description of the room
- 5.10 Los adjetivos demostrativos
- 5.11 Traducir frases. Los adjetivos demostrativos
- 5.12 Read
- 5.13 Reading comprehension check
- 5.14 Listening. Complete the conversation
- 5.15 Draw a map of the area where you live and then describe it
- 5.16 Watch the video then read the dialogue
- 5.17 Answer the questions
- 5.18 Write what you usually have for breakfast
- 5.19 Vocabulary practice
- 5.20 Fill in the blanks with there is - there are
- 5.21 Put a, some or any into the gaps
- 5.22 Give the names of the buildings
- 5.23 Write a description for the following buildings
- 5.24 Write the questions for the answers below
- 5.25 Say which are right and which are wrong
- 5.26 Look at the picture and write sentences
- 5.27 Read the following paragraph and answer the questions below
- 5.28 Answer the following questions using full sentences
- 5.29 Describe one of the following
- 5.30 Fill in the blanks
- 5.31 Put the sentences below in the right order
- 5.32 Cuestionario: Objetivos didácticos_Unit 5

6 Objetivos didácticos_Unit 6

- 6.1 Vocabulario imprescindible en un aeropuerto internacional
- 6.2 Traducir el vocabulario más usual del aeropuerto
- 6.3 El verbo Can
- 6.4 Traducir las siguientes frases
- 6.5 Could
- 6.6 Traducir las siguientes frases
- 6.7 El pasado del verbo (to be)
- 6.8 Watch the video then read the script
- 6.9 Write about classmates
- 6.10 Reading and writing. Advertisements published
- 6.11 Reading
- 6.12 Reading comprehension. Write full sentences
- 6.13 Fill in the blanks
- 6.14 Reading. Lidia is at the airport
- 6.15 True or false sentences
- 6.16 Grammar Help Box. Preposition of time
- 6.17 Match the phrases in column A with the column B
- 6.18 Complete the sentences with the correct preposition of time
- 6.19 Listening. Put the words in the dialogue in the right order
- 6.20 Look at the plan of the airport terminal and write answers to the following questions
- 6.21 Vocabulary practice. Which sport is it




- 6.22 Complete the paragraph below with a suitable word in its correct form
- 6.23 Write out the questions for the following answers
- 6.24 What can or can't the following animals do
- 6.25 There is a mistake in the sentences. Correct them
- 6.26 Complete the sentences with the present or past tense of the verb can or be
- 6.27 Write the right preposition with the following expressions of time
- 6.28 Complete the statements
- 6.29 Write down the pairs of words that match from the list
- 6.30 Cuestionario: Objetivos didácticos_Unit 6

7 Objetivos didácticos_Unit 7

- 7.1 Celebraciones
- 7.2 Celebraciones populares
- 7.3 Celebraciones y fechas
- 7.4 Tipos de habitación en un hotel
- 7.5 The Past Simple Tense. Regular and Irregular Verbs
- 7.6 A Business Trip
- 7.7 Say whether the following statements are True or False
- 7.8 Answer the questions
- 7.9 Find words in the script which mean the following
- 7.10 Use the Past Simple form of the verbs in the box
- 7.11 Write the questions to the following answers
- 7.12 Substitute the underlined verbs
- 7.13 List of irregular verbs
- 7.14 Grammar Help Box. Irregular verbs
- 7.15 Change the sentences into the past simple negative form
- 7.16 Put a tick against the right sentences and correct the wrong ones
- 7.17 Reading. Insert the necessary words to complete the text
- 7.18 Match the column A with the column B
- 7.19 Finish the sentences with a suitable time expression
- 7.20 Holiday Vocabulary
- 7.21 Read the text below and fill
- 7.22 Make a list of verbs in the past tense and give their infinitive form
- 7.23 Give the opposites of the following words
- 7.24 Give the past simple form of the following verbs
- 7.25 Write five sentences in the past simple about yourself
- 7.26 Answer the following questions about yourself
- 7.27 Cuestionario: Objetivos didácticos_Unit 7

8 Objetivos didácticos_Unit 8

- 8.1 Celebraciones y ceremonias personales
- 8.2 Fórmulas de cortesía usadas en situaciones determinadas
- 8.3 Los números ordinales
- 8.4 Vocabulary Help Box. Ordinal numbers
- 8.5 Write the dates in two different ways
- 8.6 Time expressions - in, on, at
- 8.7 Make questions using the words given and write the answers
- 8.8 Ago
- 8.9 Rewrite the following sentences with Ago
- 8.10 Fill in the blanks with the correct preposition or expression of time
- 8.11 The Telephone Conversation
- 8.12 Find expressions in the dialogue with the following meanings
- 8.13 The following sentences are false. Correct them
- 8.14 Make a list of ten irregular verbs
- 8.15 Complete the text with the past simple of the verbs given below
- 8.16 Love at First Sight. What is the Past Simple of these verbs
- 8.17 Listening
- 8.18 Complete the sentences



- 8.19 Write questions and answers about the story
- 8.20 Grammar Help Box. Make vs. Do
- 8.21 Match phrases
- 8.22 Read the text and choose the correct option
- 8.23 Look at the pictures and write a paragraph explaining what happened
- 8.24 Answer the questions
- 8.25 The Interview
- 8.26 Write the correct word next to these ordinals
- 8.27 Write the opposite of these words
- 8.28 Fill in the blanks with a correct preposition
- 8.29 Answer the questions about yourself
- 8.30 Answer these questions
- 8.31 Write about one of your friends
- 8.32 Number these time expressions in chronological order
- 8.33 Write some sentences about yourself
- 8.34 Translate the following sentences
- 8.35 Look at the pictures and write a paragraph explaining what happened
- 8.36 Cuestionario: Objetivos didácticos_Unit 8

9 Objetivos didácticos_Unit 9

- 9.1 Tiendas típicas en Gran Bretaña
- 9.2 Las fórmulas de cortesía
- 9.3 El verbo like y la forma would like
- 9.4 Grammar Help Box. Would like
- 9.5 Some y Any
- 9.6 Grammar Help Box. Countable and uncountable nouns
- 9.7 Grammar Help Box. How many - How much
- 9.8 Grammar Help Box. Some - Any
- 9.9 Language in use
- 9.10 Countable or uncountable nouns
- 9.11 Exercise. Fill in the blanks
- 9.12 Dictionary. Note pad
- 9.13 Write sentences as in the example
- 9.14 Section A. The Party
- 9.15 Martin goes to the greengrocer
- 9.16 Section B. Ordering a meal
- 9.17 Change (not any to no, or no to not any)
- 9.18 Look at the conversations and try to fill in the gaps
- 9.19 Complete and study the following expressions
- 9.20 Watch the video and complete the dialogue
- 9.21 Dictionary. Find out the names of the things on the table
- 9.22 Choose the correct sentence
- 9.23 Writing and listening. Write questions for the following answers
- 9.24 Correct the following sentences
- 9.25 Translate the sentences into your own language
- 9.26 Cuestionario: Objetivos didácticos_Unit 9
- 9.27 Cuestionario: Cuestionario final

METODOLOGIA

- **Total libertad de horarios** para realizar el curso desde cualquier ordenador con conexión a Internet, **sin importar el sitio desde el que lo haga**. Puede comenzar la sesión en el momento del día que le sea más conveniente y dedicar el tiempo de estudio que estime más oportuno.
- En todo momento contará con un **asesoramiento de un tutor personalizado** que le guiará en su proceso de aprendizaje, ayudándole a conseguir los objetivos establecidos.

- **Hacer para aprender**, el alumno no debe ser pasivo respecto al material suministrado sino que debe participar, elaborando soluciones para los ejercicios propuestos e interactuando, de forma controlada, con el resto de usuarios.
- **El aprendizaje se realiza de una manera amena y distendida**. Para ello el tutor se comunica con su alumno y lo motiva a participar activamente en su proceso formativo. Le facilita resúmenes teóricos de los contenidos y, va controlando su progreso a través de diversos ejercicios como por ejemplo: test de autoevaluación, casos prácticos, búsqueda de información en Internet o participación en debates junto al resto de compañeros.
- **Los contenidos del curso se actualizan para que siempre respondan a las necesidades reales del mercado**. El departamento multimedia incorpora gráficos, imágenes, videos, sonidos y elementos interactivos que complementan el aprendizaje del alumno ayudándole a finalizar el curso con éxito.
- **El curso puede realizarse exclusivamente a través de Internet pero si el estudiante lo desea puede adquirir un manual impreso**. De esta manera podrá volver a consultar la información del curso siempre que lo desee sin que necesite utilizar el Campus Virtual o, estar conectado a Internet.

REQUISITOS

Los requisitos técnicos mínimos son:

- Navegador Microsoft Internet Explorer 5.5 o superior, con plugin de Flash, cookies y JavaScript habilitados. No se garantiza su óptimo funcionamiento en otros navegadores como Firefox, Netscape, Mozilla, etc.
- Resolución de pantalla de 800x600 y 16 bits de color o superior.
- Procesador Pentium II a 300 Mhz o superior.
- 32 Mbytes de RAM o superior.